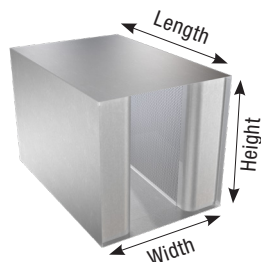


RL/RM/RH

Rectangular Silencer



PERFORMANCE DATA

Width (mm): 600

Pressure Attenuation (PA) Code: B

Modules: 2

Geometry: L

Options: None

Dynamic Insertion Loss (DIL)

Length (mm)	Face Velocity (m/s)	Pressure Drop (Pa)	Dynamic Insertion Loss (dB) / Generated Noise (dB)							
			63 Hz	125 Hz	250 Hz	500 Hz	1000 Hz	2000 Hz	4000 Hz	8000 Hz
900	+3.8	15	3	5	11	22	28	21	18	15
	+2.5	8	3	5	11	22	28	21	18	15
	0	0	3	5	11	22	28	21	17	14
	-2.5	8	4	6	12	23	29	21	17	14
	-3.8	15	4	6	12	23	29	21	17	14
1500	+3.8	18	4	8	17	33	42	36	23	19
	+2.5	8	4	8	17	33	43	36	23	19
	0	0	4	8	17	33	43	36	22	18
	-2.5	8	5	9	18	34	44	36	22	18
	-3.8	18	5	9	18	34	44	36	22	18
2100	+3.8	18	6	11	21	43	47	42	27	21
	+2.5	8	6	11	21	43	47	42	27	21
	0	0	6	11	22	43	48	42	27	21
	-2.5	8	7	12	23	44	49	42	27	21
	-3.8	18	7	12	23	44	49	42	27	21
2700	+3.8	20	8	14	25	52	51	48	32	24
	+2.5	10	8	14	26	53	52	48	32	24
	0	0	8	14	26	53	52	48	31	23
	-2.5	10	9	15	27	54	53	48	31	23
	-3.8	20	9	15	28	55	54	48	31	23

Generated Noise (GN)

Length (mm)	Face Velocity (m/s)	Generated Noise (dB)							
		63 Hz	125 Hz	250 Hz	500 Hz	1000 Hz	2000 Hz	4000 Hz	8000 Hz
All Lengths	+3.8	37	20	22	30	30	25	16	10
	+2.5	28	20	15	23	22	15	10	10
	0	25	20	15	15	10	10	10	10
	-2.5	25	20	24	31	27	22	10	10
	-3.8	33	26	30	35	33	31	21	14

Generated Noise Corrections

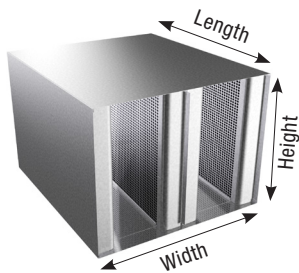
Silencer Face Area (Sqm)	0.05	0.09	0.19	0.37	0.74	1.49	2.97	5.95	11.89
dB Addition or Reduction	-9	-6	-3	0	+3	+6	+9	+12	+15

Performance Notes:

1. Data tables are derived from test data in conformance with ASTM E477-20.
2. "+" indicates performance data for forward flow (supply) applications.
3. "-" indicates performance data for reverse flow (return) applications.
4. Dynamic Insertion Loss is limited to 55 dB due to flanking.
5. For performance data specific to a configuration not cataloged, please use Price AIO Selection Software.
6. The performance data above is based on a 0.6 x 0.6 meter component.

RL/RM/RH

Rectangular Silencer



PERFORMANCE DATA

Width (mm): 600
Pressure Attenuation (PA) Code: F
Modules: 2
Geometry: L
Options: None

Dynamic Insertion Loss (DIL)

Length (mm)	Face Velocity (m/s)	Pressure Drop (Pa)	Dynamic Insertion Loss (dB)							
			63 Hz	125 Hz	250 Hz	500 Hz	1000 Hz	2000 Hz	4000 Hz	8000 Hz
900	+3.8	95	6	11	20	39	42	39	29	20
	+2.5	43	6	12	21	39	42	39	29	20
	0	0	7	12	22	40	43	39	28	19
	-2.5	43	7	13	23	42	45	39	28	19
	-3.8	95	7	14	24	42	45	39	28	19
1500	+3.8	105	8	17	31	50	53	55	47	32
	+2.5	48	8	17	32	51	54	55	47	31
	0	0	8	18	33	52	55	55	46	30
	-2.5	48	9	20	35	54	55	55	46	30
	-3.8	105	9	20	36	55	55	55	46	29
2100	+3.8	110	12	22	35	53	53	55	52	37
	+2.5	50	12	22	36	54	54	55	51	37
	0	0	13	23	38	55	55	55	51	36
	-2.5	50	13	25	40	55	55	55	51	35
	-3.8	110	14	26	41	55	55	55	50	35
2700	+3.8	125	15	26	39	53	53	55	55	43
	+2.5	55	16	27	40	54	54	55	55	42
	0	0	17	28	42	55	55	55	55	42
	-2.5	55	18	30	45	55	55	55	55	41
	-3.8	125	18	31	46	55	55	55	55	40

Generated Noise (GN)

Length (mm)	Face Velocity (m/s)	Generated Noise (dB)							
		63 Hz	125 Hz	250 Hz	500 Hz	1000 Hz	2000 Hz	4000 Hz	8000 Hz
All Lengths	+3.8	54	38	39	43	43	43	39	32
	+2.5	44	24	29	35	35	33	25	18
	0	25	20	15	15	10	10	10	10
	-2.5	39	31	34	38	37	37	30	23
	-3.8	47	39	41	43	43	45	42	35

Generated Noise Corrections

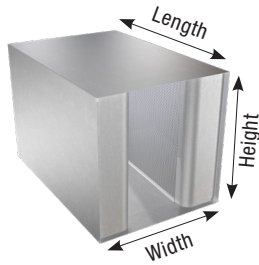
Silencer Face Area (Sqm)	0.05	0.09	0.19	0.37	0.74	1.49	2.97	5.95	11.89
dB Addition or Reduction	-9	-6	-3	0	+3	+6	+9	+12	+15

Performance Notes:

1. Data tables are derived from test data in conformance with ASTM E477-20.
2. "+" indicates performance data for forward flow (supply) applications.
3. "-" indicates performance data for reverse flow (return) applications.
4. Dynamic Insertion Loss is limited to 55 dB due to flanking.
5. For performance data specific to a configuration not cataloged, please use Price AIO Selection Software.
6. The performance data above is based on a 0.6 x 0.6 meter component.

RL/RM/RH

Rectangular Silencer



PERFORMANCE DATA

Width (mm): 600

Pressure Attenuation (PA) Code: B

Modules: 1

Geometry: L

Options: None

Dynamic Insertion Loss (DIL)

Length (mm)	Face Velocity (m/s)	Pressure Drop (Pa)	Dynamic Insertion Loss (dB)							
			63 Hz	125 Hz	250 Hz	500 Hz	1000 Hz	2000 Hz	4000 Hz	8000 Hz
900	+3.8	15	4	6	11	19	14	11	10	9
	+2.5	5	4	6	11	19	14	11	10	9
	0	0	4	6	12	19	14	11	9	9
	-2.5	5	5	7	12	20	15	11	9	9
	-3.8	15	5	7	12	20	15	11	9	9
1500	+3.8	15	6	9	17	28	23	16	12	10
	+2.5	8	6	9	17	28	24	16	12	10
	0	0	6	9	17	28	24	16	12	10
	-2.5	8	6	10	18	29	24	16	12	10
	-3.8	15	6	10	18	29	25	16	12	10
2100	+3.8	15	8	12	22	37	33	21	14	11
	+2.5	8	8	12	23	37	33	21	14	11
	0	0	8	12	23	37	33	21	14	11
	-2.5	8	8	13	24	38	34	21	14	11
	-3.8	15	8	13	24	38	34	21	14	11
2700	+3.8	15	9	15	28	45	37	24	17	13
	+2.5	8	9	15	28	46	37	24	17	13
	0	0	9	15	29	46	37	24	16	12
	-2.5	8	10	16	30	47	38	24	16	12
	-3.8	15	10	16	30	48	38	24	16	12

Generated Noise (GN)

Length (mm)	Face Velocity (m/s)	Generated Noise (dB)							
		63 Hz	125 Hz	250 Hz	500 Hz	1000 Hz	2000 Hz	4000 Hz	8000 Hz
All Lengths	+3.8	37	20	22	30	30	25	16	10
	+2.5	28	20	15	23	22	15	10	10
	0	25	20	15	15	10	10	10	10
	-2.5	25	20	24	31	27	22	10	10
	-3.8	33	26	30	35	33	31	21	14

Generated Noise Corrections

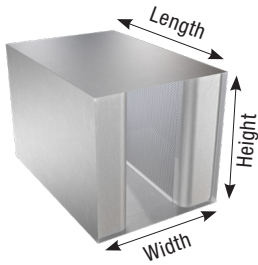
Silencer Face Area (Sqm)	0.05	0.09	0.19	0.37	0.74	1.49	2.97	5.95	11.89
dB Addition or Reduction	-9	-6	-3	0	+3	+6	+9	+12	+15

Performance Notes:

1. Data tables are derived from test data in conformance with ASTM E477-20.
2. "+" indicates performance data for forward flow (supply) applications.
3. "-" indicates performance data for reverse flow (return) applications.
4. Dynamic Insertion Loss is limited to 55 dB due to flanking.
5. For performance data specific to a configuration not cataloged, please use Price AIO Selection Software.
6. The performance data above is based on a 0.6 x 0.6 meter component.

RL/RM/RH

Rectangular Silencer



PERFORMANCE DATA

Width (mm): 600
Pressure Attenuation (PA) Code: F
Modules: 1
Geometry: L
Options: None

Dynamic Insertion Loss (DIL)

Length (mm)	Face Velocity (m/s)	Pressure Drop (Pa)	Dynamic Insertion Loss (dB)							
			63 Hz	125 Hz	250 Hz	500 Hz	1000 Hz	2000 Hz	4000 Hz	8000 Hz
900	+3.8	80	6	11	19	29	28	22	19	14
	+2.5	35	6	11	20	30	28	22	19	14
	0	0	6	11	21	30	29	22	18	13
	-2.5	35	7	12	22	31	30	22	18	13
	-3.8	80	7	12	23	32	30	22	18	13
1500	+3.8	88	9	17	28	44	44	38	23	16
	+2.5	38	10	17	29	45	44	38	22	16
	0	0	10	18	30	46	45	38	22	15
	-2.5	38	11	20	32	48	47	38	22	15
	-3.8	88	11	20	33	49	47	38	22	14
2100	+3.8	95	13	22	37	49	48	46	27	19
	+2.5	43	14	23	38	50	49	46	27	18
	0	0	15	24	40	51	50	46	26	18
	-2.5	43	16	26	43	53	52	46	26	17
	-3.8	95	16	27	44	54	53	46	26	17
2700	+3.8	100	17	28	46	53	53	53	31	21
	+2.5	45	18	29	47	54	54	53	31	21
	0	0	19	30	50	55	55	53	30	20
	-2.5	45	20	32	53	55	55	53	30	20
	-3.8	100	21	33	55	55	55	53	30	20

Generated Noise (GN)

Length (mm)	Face Velocity (m/s)	Generated Noise (dB)							
		63 Hz	125 Hz	250 Hz	500 Hz	1000 Hz	2000 Hz	4000 Hz	8000 Hz
All Lengths	+3.8	54	38	39	43	43	43	39	32
	+2.5	44	24	29	35	35	33	25	18
	0	25	20	15	15	10	10	10	10
	-2.5	39	31	34	38	37	37	30	23
	-3.8	47	39	41	43	43	45	42	35

Generated Noise Corrections

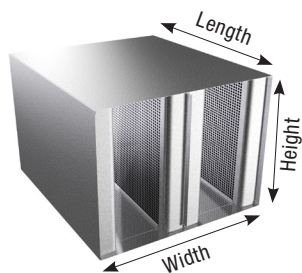
Silencer Face Area (Sqm)	0.05	0.09	0.19	0.37	0.74	1.49	2.97	5.95	11.89
dB Addition or Reduction	-9	-6	-3	0	+3	+6	+9	+12	+15

Performance Notes:

1. Data tables are derived from test data in conformance with ASTM E477-20.
2. "+" indicates performance data for forward flow (supply) applications.
3. "-" indicates performance data for reverse flow (return) applications.
4. Dynamic Insertion Loss is limited to 55 dB due to flanking.
5. For performance data specific to a configuration not cataloged, please use Price AIO Selection Software.
6. The performance data above is based on a 0.6 x 0.6 meter component.

RL/RM/RH

Rectangular Silencer



PERFORMANCE DATA

Width (mm): 600

Pressure Attenuation (PA) Code: B

Modules: 2

Geometry: M

Options: None

Dynamic Insertion Loss (DIL)

Length (mm)	Face Velocity (m/s)	Pressure Drop (Pa)	Dynamic Insertion Loss (dB)							
			63 Hz	125 Hz	250 Hz	500 Hz	1000 Hz	2000 Hz	4000 Hz	8000 Hz
900	+6.4	25	2	4	9	21	26	20	15	14
	+3.8	10	2	4	9	21	26	20	15	14
	0	0	2	4	9	21	27	20	15	14
	-3.8	10	3	5	10	22	27	20	15	14
	-6.4	25	3	5	10	22	27	20	15	14
1500	+6.4	28	4	6	13	30	33	29	20	17
	+3.8	10	4	7	14	31	34	29	20	17
	0	0	4	7	14	31	35	29	20	16
	-3.8	10	4	7	15	32	35	29	20	16
	-6.4	28	4	7	15	33	36	29	20	16
2100	+6.4	28	5	9	18	40	41	38	25	19
	+3.8	10	6	9	18	41	42	38	25	19
	0	0	6	9	19	41	43	38	25	19
	-3.8	10	6	10	20	42	43	38	25	19
	-6.4	28	6	10	20	43	44	38	24	18
2700	+6.4	35	7	11	22	50	49	47	30	22
	+3.8	13	7	11	22	50	49	47	29	22
	0	0	7	11	23	51	51	47	29	21
	-3.8	13	8	12	25	53	52	47	29	21
	-6.4	35	8	12	25	53	52	47	29	21

Generated Noise (GN)

Length (mm)	Face Velocity (m/s)	Generated Noise (dB)							
		63 Hz	125 Hz	250 Hz	500 Hz	1000 Hz	2000 Hz	4000 Hz	8000 Hz
All Lengths	+6.4	45	31	23	34	35	31	26	22
	+3.8	31	20	15	21	26	18	10	10
	0	25	20	15	15	10	10	10	10
	-3.8	25	20	15	23	30	23	18	10
	-6.4	48	25	29	40	44	46	46	38

Generated Noise Corrections

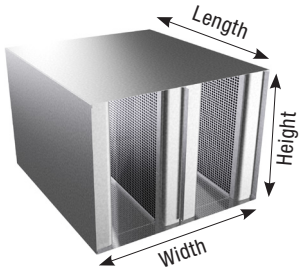
Silencer Face Area (Sqm)	0.05	0.09	0.19	0.37	0.74	1.49	2.97	5.95	11.89
dB Addition or Reduction	-9	-6	-3	0	+3	+6	+9	+12	+15

Performance Notes:

1. Data tables are derived from test data in conformance with ASTM E477-20.
2. "+" indicates performance data for forward flow (supply) applications.
3. "-" indicates performance data for reverse flow (return) applications.
4. Dynamic Insertion Loss is limited to 55 dB due to flanking.
5. For performance data specific to a configuration not cataloged, please use Price AIO Selection Software.
6. The performance data above is based on a 0.6 x 0.6 meter component.

RL/RM/RH

Rectangular Silencer



PERFORMANCE DATA

Width (mm): 600
Pressure Attenuation (PA) Code: F
Modules: 2
Geometry: M
Options: None

Dynamic Insertion Loss (DIL)

Length (mm)	Face Velocity (m/s)	Pressure Drop (Pa)	Dynamic Insertion Loss (dB)							
			63 Hz	125 Hz	250 Hz	500 Hz	1000 Hz	2000 Hz	4000 Hz	8000 Hz
900	+6.4	165	4	7	14	28	35	38	26	20
	+3.8	60	4	8	15	29	36	38	26	19
	0	0	4	8	16	30	38	38	26	19
	-3.8	60	5	9	18	32	40	38	26	18
	-6.4	165	5	10	19	33	41	38	25	18
1500	+6.4	162	7	12	20	42	49	50	35	24
	+3.8	58	8	12	22	44	50	50	35	24
	0	0	9	13	23	45	52	50	34	22
	-3.8	58	9	15	26	47	55	50	34	21
	-6.4	162	10	15	27	49	55	50	34	21
2100	+6.4	162	11	17	25	47	50	53	45	31
	+3.8	58	12	18	27	48	52	53	45	30
	0	0	13	20	29	50	54	53	44	28
	-3.8	58	14	22	32	53	55	53	43	27
	-6.4	162	15	23	34	54	55	53	43	26
2700	+6.4	212	15	23	31	51	51	55	55	37
	+3.8	78	16	24	32	53	53	55	54	36
	0	0	17	26	35	55	55	55	53	34
	-3.8	78	18	29	39	55	55	55	53	33
	-6.4	212	19	30	41	55	55	55	52	31

Generated Noise (GN)

Length (mm)	Face Velocity (m/s)	Generated Noise (dB)							
		63 Hz	125 Hz	250 Hz	500 Hz	1000 Hz	2000 Hz	4000 Hz	8000 Hz
All Lengths	+6.4	65	55	51	51	48	49	50	46
	+3.8	50	38	30	38	38	36	32	28
	0	25	20	15	15	10	10	10	10
	-3.8	44	21	24	37	41	41	41	32
	-6.4	59	36	39	47	50	55	58	51

Generated Noise Corrections

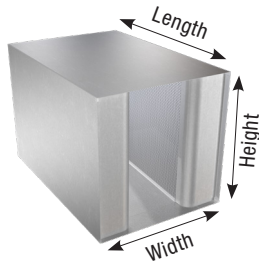
Silencer Face Area (Sqm)	0.05	0.09	0.19	0.37	0.74	1.49	2.97	5.95	11.89
dB Addition or Reduction	-9	-6	-3	0	+3	+6	+9	+12	+15

Performance Notes:

1. Data tables are derived from test data in conformance with ASTM E477-20.
2. "+" indicates performance data for forward flow (supply) applications.
3. "-" indicates performance data for reverse flow (return) applications.
4. Dynamic Insertion Loss is limited to 55 dB due to flanking.
5. For performance data specific to a configuration not cataloged, please use Price AIO Selection Software.
6. The performance data above is based on a 0.6 x 0.6 meter component.

RL/RM/RH

Rectangular Silencer



PERFORMANCE DATA

Width (mm): 600

Pressure Attenuation (PA) Code: B

Modules: 1

Geometry: M

Options: None

Dynamic Insertion Loss (DIL)

Length (mm)	Face Velocity (m/s)	Pressure Drop (Pa)	Dynamic Insertion Loss (dB)							
			63 Hz	125 Hz	250 Hz	500 Hz	1000 Hz	2000 Hz	4000 Hz	8000 Hz
900	+6.4	25	3	5	9	18	14	11	9	7
	+3.8	10	3	5	9	18	14	11	9	7
	0	0	3	5	10	18	14	11	9	7
	-3.8	10	4	6	10	19	15	11	9	7
	-6.4	25	4	6	10	19	15	11	9	7
1500	+6.4	25	5	7	14	27	22	15	11	9
	+3.8	10	5	8	14	27	23	15	11	9
	0	0	5	8	15	27	23	15	11	9
	-3.8	10	5	8	16	28	23	15	11	9
	-6.4	25	5	9	16	28	24	15	11	9
2100	+6.4	25	6	10	19	35	30	19	13	11
	+3.8	10	6	10	20	36	31	19	13	11
	0	0	6	10	20	36	31	19	12	10
	-3.8	10	7	11	21	37	32	19	12	10
	-6.4	25	7	11	22	38	33	19	12	10
2700	+6.4	30	8	13	23	45	33	23	16	13
	+3.8	10	8	13	24	45	34	23	16	13
	0	0	8	13	25	46	35	23	15	12
	-3.8	10	9	14	26	48	35	23	15	12
	-6.4	30	9	14	27	48	36	23	15	12

Generated Noise (GN)

Length (mm)	Face Velocity (m/s)	Generated Noise (dB)							
		63 Hz	125 Hz	250 Hz	500 Hz	1000 Hz	2000 Hz	4000 Hz	8000 Hz
All Lengths	+6.4	45	31	23	34	35	31	26	22
	+3.8	31	20	15	21	26	18	10	10
	0	25	20	15	15	10	10	10	10
	-3.8	25	20	15	23	30	23	18	10
	-6.4	38	20	19	33	38	37	35	26

Generated Noise Corrections

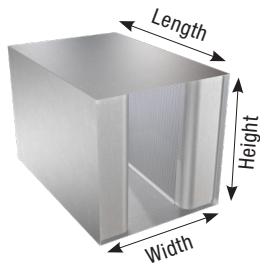
Silencer Face Area (Sqm)	0.05	0.09	0.19	0.37	0.74	1.49	2.97	5.95	11.89
dB Addition or Reduction	-9	-6	-3	0	+3	+6	+9	+12	+15

Performance Notes:

1. Data tables are derived from test data in conformance with ASTM E477-20.
2. "+" indicates performance data for forward flow (supply) applications.
3. "-" indicates performance data for reverse flow (return) applications.
4. Dynamic Insertion Loss is limited to 55 dB due to flanking.
5. For performance data specific to a configuration not cataloged, please use Price AIO Selection Software.
6. The performance data above is based on a 0.6 x 0.6 meter component.

RL/RM/RH

Rectangular Silencer



PERFORMANCE DATA

Width (mm): 600
Pressure Attenuation (PA) Code: F
Modules: 1
Geometry: M
Options: None

Dynamic Insertion Loss (DIL)

Length (mm)	Face Velocity (m/s)	Pressure Drop (Pa)	Dynamic Insertion Loss (dB)							
			63 Hz	125 Hz	250 Hz	500 Hz	1000 Hz	2000 Hz	4000 Hz	8000 Hz
900	+6.4	127	5	9	15	28	24	21	17	13
	+3.8	45	5	9	16	29	25	21	17	12
	0	0	5	10	18	30	26	21	16	12
	-3.8	45	6	11	19	32	27	21	16	12
	-6.4	127	6	11	20	33	28	21	16	11
1500	+6.4	165	7	14	25	43	41	34	21	16
	+3.8	60	8	15	26	44	43	34	20	15
	0	0	8	16	28	46	45	34	20	15
	-3.8	60	9	18	31	49	47	34	20	14
	-6.4	165	10	19	33	50	48	34	20	14
2100	+6.4	165	11	19	32	47	46	43	25	18
	+3.8	60	11	21	34	49	48	43	25	17
	0	0	12	23	37	51	50	43	25	17
	-3.8	60	14	25	40	53	52	43	24	16
	-6.4	165	14	26	42	55	54	43	24	15
2700	+6.4	197	15	25	39	51	51	52	30	20
	+3.8	70	16	26	41	53	53	52	29	19
	0	0	17	29	45	55	55	52	29	18
	-3.8	70	19	31	49	55	55	52	28	17
	-6.4	197	20	33	52	55	55	52	28	16

Generated Noise (GN)

Length (mm)	Face Velocity (m/s)	Generated Noise (dB)							
		63 Hz	125 Hz	250 Hz	500 Hz	1000 Hz	2000 Hz	4000 Hz	8000 Hz
All Lengths	+6.4	65	55	51	51	48	49	50	46
	+3.8	50	38	30	38	38	36	32	28
	0	25	20	15	15	10	10	10	10
	-3.8	44	21	24	37	41	41	41	32
	-6.4	59	36	39	47	50	55	58	51

Generated Noise Corrections

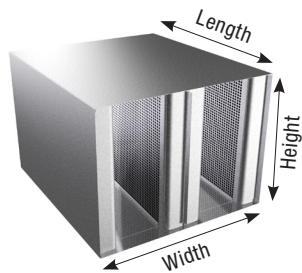
Silencer Face Area (Sqm)	0.05	0.09	0.19	0.37	0.74	1.49	2.97	5.95	11.89
dB Addition or Reduction	-9	-6	-3	0	+3	+6	+9	+12	+15

Performance Notes:

1. Data tables are derived from test data in conformance with ASTM E477-20.
2. "+" indicates performance data for forward flow (supply) applications.
3. "-" indicates performance data for reverse flow (return) applications.
4. Dynamic Insertion Loss is limited to 55 dB due to flanking.
5. For performance data specific to a configuration not cataloged, please use Price AIO Selection Software.
6. The performance data above is based on a 0.6 x 0.6 meter component.

RL/RM/RH

Rectangular Silencer



PERFORMANCE DATA

Width (mm): 600

Pressure Attenuation (PA) Code: B

Modules: 2

Geometry: H

Options: None

Dynamic Insertion Loss (DIL)

Length (mm)	Face Velocity (m/s)	Pressure Drop (Pa)	Dynamic Insertion Loss (dB)							
			63 Hz	125 Hz	250 Hz	500 Hz	1000 Hz	2000 Hz	4000 Hz	8000 Hz
900	+10.2	43	2	3	8	17	22	20	14	12
	+5.1	10	3	3	8	17	22	20	14	12
	0	0	3	3	8	17	23	20	14	12
	-5.1	10	3	4	9	18	23	20	14	12
	-10.2	43	3	4	9	18	24	20	14	11
1500	+10.2	45	4	5	11	24	31	25	16	13
	+5.1	13	4	5	11	24	32	25	16	13
	0	0	4	5	11	25	32	25	16	13
	-5.1	13	4	6	12	25	33	25	16	12
	-10.2	45	5	6	12	26	33	25	16	12
2100	+10.2	50	6	7	13	31	40	30	19	14
	+5.1	13	6	7	14	32	41	30	19	14
	0	0	6	7	14	32	42	30	19	14
	-5.1	13	6	8	15	33	42	30	19	13
	-10.2	50	6	8	16	33	43	30	18	13
2700	+10.2	55	7	9	16	38	49	35	21	15
	+5.1	13	7	9	17	39	50	35	21	15
	0	0	8	9	17	39	51	35	21	14
	-5.1	13	8	10	18	40	52	35	21	14
	-10.2	55	8	10	19	41	53	35	21	14

Generated Noise (GN)

Length (mm)	Face Velocity (m/s)	Generated Noise (dB)							
		63 Hz	125 Hz	250 Hz	500 Hz	1000 Hz	2000 Hz	4000 Hz	8000 Hz
All Lengths	10.2	50	36	32	31	38	38	38	34
	5.1	30	20	15	15	25	21	17	14
	0	25	20	15	15	10	10	10	10
	-5.1	34	20	15	15	27	31	29	25
	-10.2	51	37	33	36	43	47	48	44

Generated Noise Corrections

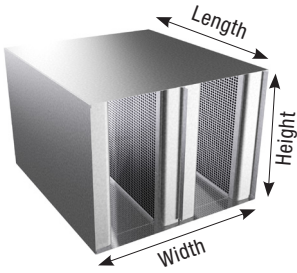
Silencer Face Area (Sqm)	0.05	0.09	0.19	0.37	0.74	1.49	2.97	5.95	11.89
dB Addition or Reduction	-9	-6	-3	0	+3	+6	+9	+12	+15

Performance Notes:

1. Data tables are derived from test data in conformance with ASTM E477-20.
2. "+" indicates performance data for forward flow (supply) applications.
3. "-" indicates performance data for reverse flow (return) applications.
4. Dynamic Insertion Loss is limited to 55 dB due to flanking.
5. For performance data specific to a configuration not cataloged, please use Price AIO Selection Software.
6. The performance data above is based on a 0.6 x 0.6 meter component.

RL/RM/RH

Rectangular Silencer



PERFORMANCE DATA

Width (mm): 600
Pressure Attenuation (PA) Code: F
Modules: 2
Geometry: H
Options: None

Dynamic Insertion Loss (DIL)

Length (mm)	Face Velocity (m/s)	Pressure Drop (Pa)	Dynamic Insertion Loss (dB)							
			63 Hz	125 Hz	250 Hz	500 Hz	1000 Hz	2000 Hz	4000 Hz	8000 Hz
900	+10.2	170	4	7	12	26	30	29	22	17
	+5.1	43	4	7	13	27	31	29	22	17
	0	0	4	7	13	27	31	29	22	16
	-5.1	43	5	8	14	28	32	29	22	16
	-10.2	170	5	8	15	29	33	29	22	16
1500	+10.2	172	6	10	19	37	45	40	31	21
	+5.1	43	6	10	20	38	46	40	31	20
	0	0	6	10	20	38	47	40	30	20
	-5.1	43	7	11	21	39	49	40	30	20
	-10.2	172	7	11	22	40	50	40	30	19
2100	+10.2	205	7	12	24	47	49	48	36	25
	+5.1	50	8	12	25	48	50	48	36	24
	0	0	8	13	26	49	51	48	35	24
	-5.1	50	8	14	27	51	53	48	35	23
	-10.2	205	9	14	28	52	54	48	35	23
2700	+10.2	222	9	14	29	53	53	55	41	29
	+5.1	55	9	15	30	54	54	55	41	28
	0	0	10	15	31	55	55	55	40	27
	-5.1	55	10	16	33	55	55	55	40	27
	-10.2	222	11	17	34	55	55	55	40	26

Generated Noise (GN)

Length (mm)	Face Velocity (m/s)	Generated Noise (dB)							
		63 Hz	125 Hz	250 Hz	500 Hz	1000 Hz	2000 Hz	4000 Hz	8000 Hz
All Lengths	+10.2	69	58	56	52	50	55	58	54
	+5.1	50	36	32	31	38	38	38	34
	0	25	20	15	15	10	10	10	10
	-5.1	51	37	33	36	43	47	48	44
	-10.2	69	58	58	58	59	63	68	62

Generated Noise Corrections

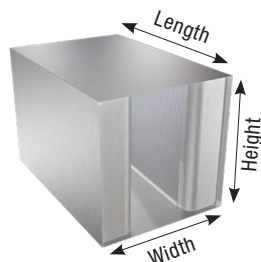
Silencer Face Area (Sqm)	0.05	0.09	0.19	0.37	0.74	1.49	2.97	5.95	11.89
dB Addition or Reduction	-9	-6	-3	0	+3	+6	+9	+12	+15

Performance Notes:

1. Data tables are derived from test data in conformance with ASTM E477-20.
2. "+" indicates performance data for forward flow (supply) applications.
3. "-" indicates performance data for reverse flow (return) applications.
4. Dynamic Insertion Loss is limited to 55 dB due to flanking.
5. For performance data specific to a configuration not cataloged, please use Price AIO Selection Software.
6. The performance data above is based on a 0.6 x 0.6 meter component.

RL/RM/RH

Rectangular Silencer



PERFORMANCE DATA

Width (mm): 600

Pressure Attenuation (PA) Code: B

Modules: 1

Geometry: H

Options: None

Dynamic Insertion Loss (DIL)

Length (mm)	Face Velocity (m/s)	Pressure Drop (Pa)	Dynamic Insertion Loss (dB)							
			63 Hz	125 Hz	250 Hz	500 Hz	1000 Hz	2000 Hz	4000 Hz	8000 Hz
900	+10.2	40	2	4	8	15	12	9	8	6
	+5.1	10	2	4	8	15	12	9	8	6
	0	0	2	4	8	15	12	9	7	5
	-5.1	10	3	5	9	16	13	9	7	5
	-10.2	40	3	5	9	16	13	9	7	5
1500	+10.2	43	4	6	11	22	17	12	9	7
	+5.1	10	4	6	12	22	17	12	9	7
	0	0	4	6	12	23	17	12	9	7
	-5.1	10	4	7	13	23	18	12	9	6
	-10.2	43	4	7	13	24	18	12	9	6
2100	+10.2	43	5	8	15	29	21	15	10	8
	+5.1	10	6	8	16	30	22	15	10	8
	0	0	6	8	16	30	22	15	10	8
	-5.1	10	6	9	17	31	23	15	10	8
	-10.2	43	6	9	18	31	23	15	10	7
2700	+10.2	45	7	10	19	36	26	17	12	9
	+5.1	10	7	10	20	37	27	17	12	9
	0	0	7	10	20	37	27	17	12	9
	-5.1	10	8	11	21	38	28	17	12	9
	-10.2	45	8	11	22	39	28	17	12	8

Generated Noise (GN)

Length (mm)	Face Velocity (m/s)	Generated Noise (dB)							
		63 Hz	125 Hz	250 Hz	500 Hz	1000 Hz	2000 Hz	4000 Hz	8000 Hz
All Lengths	+10.2	50	36	32	31	38	38	38	34
	+5.1	30	20	15	15	25	21	17	14
	0	25	20	15	15	10	10	10	10
	-5.1	34	20	15	15	27	31	29	25
	-10.2	51	37	33	36	43	47	48	44

Generated Noise Corrections

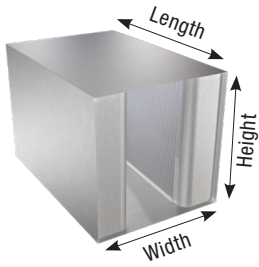
Silencer Face Area (Sqm)	0.05	0.09	0.19	0.37	0.74	1.49	2.97	5.95	11.89
dB Addition or Reduction	-9	-6	-3	0	+3	+6	+9	+12	+15

Performance Notes:

1. Data tables are derived from test data in conformance with ASTM E477-20.
2. "+" indicates performance data for forward flow (supply) applications.
3. "-" indicates performance data for reverse flow (return) applications.
4. Dynamic Insertion Loss is limited to 55 dB due to flanking.
5. For performance data specific to a configuration not cataloged, please use Price AIO Selection Software.
6. The performance data above is based on a 0.6 x 0.6 meter component.

RL/RM/RH

Rectangular Silencer



PERFORMANCE DATA

Width (mm): 600
Pressure Attenuation (PA) Code: F
Modules: 1
Geometry: H
Options: None

Dynamic Insertion Loss (DIL)

Length (mm)	Face Velocity (m/s)	Pressure Drop (Pa)	Dynamic Insertion Loss (dB)							
			63 Hz	125 Hz	250 Hz	500 Hz	1000 Hz	2000 Hz	4000 Hz	8000 Hz
900	+10.2	200	4	7	15	23	21	17	15	13
	+5.1	50	5	8	15	24	22	17	15	13
	0	0	5	8	16	24	22	17	15	13
	-5.1	50	5	8	17	25	23	17	15	13
	-10.2	200	5	9	17	26	24	17	15	12
1500	+10.2	197	6	12	22	33	33	25	18	14
	+5.1	50	6	12	23	34	34	25	18	14
	0	0	7	13	24	35	34	25	18	14
	-5.1	50	7	13	25	36	35	25	18	13
	-10.2	197	7	14	26	36	36	25	18	13
2100	+10.2	197	8	16	29	43	42	33	21	15
	+5.1	50	8	17	30	44	43	33	21	15
	0	0	9	18	32	45	44	33	20	14
	-5.1	50	9	19	33	46	46	33	20	14
	-10.2	197	9	19	34	47	47	33	20	14
2700	+10.2	192	10	21	36	53	53	41	23	16
	+5.1	48	10	22	38	54	54	41	23	16
	0	0	10	23	39	55	55	41	23	15
	-5.1	48	11	24	41	55	55	41	23	15
	-10.2	192	11	25	43	55	55	41	23	14

Generated Noise (GN)

Length (mm)	Face Velocity (m/s)	Generated Noise (dB)							
		63 Hz	125 Hz	250 Hz	500 Hz	1000 Hz	2000 Hz	4000 Hz	8000 Hz
All Lengths	+10.2	69	58	56	52	50	55	58	54
	+5.1	50	36	32	31	38	38	38	34
	0	25	20	15	15	10	10	10	10
	-5.1	51	37	33	36	43	47	48	44
	-10.2	69	58	58	58	59	63	68	62

Generated Noise Corrections

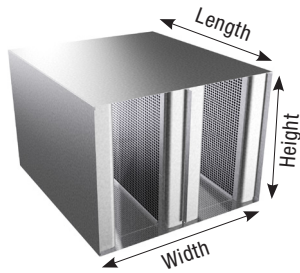
Silencer Face Area (Sqm)	0.05	0.09	0.19	0.37	0.74	1.49	2.97	5.95	11.89
dB Addition or Reduction	-9	-6	-3	0	+3	+6	+9	+12	+15

Performance Notes:

1. Data tables are derived from test data in conformance with ASTM E477-20.
2. "+" indicates performance data for forward flow (supply) applications.
3. "-" indicates performance data for reverse flow (return) applications.
4. Dynamic Insertion Loss is limited to 55 dB due to flanking.
5. For performance data specific to a configuration not cataloged, please use Price AIO Selection Software.
6. The performance data above is based on a 0.6 x 0.6 meter component.

RL/RM/RH

Rectangular Silencer



PERFORMANCE DATA

Width (in.): 24

Pressure Attenuation (PA) Code: B

Modules: 2

Geometry: L

Options: Film lined

Dynamic Insertion Loss (DIL)

Length (mm)	Face Velocity (m/s)	Pressure Drop (Pa)	Dynamic Insertion Loss (dB)							
			63 Hz	125 Hz	250 Hz	500 Hz	1000 Hz	2000 Hz	4000 Hz	8000 Hz
900	+3.8	15	4	5	8	16	24	24	18	13
	+2.5	8	4	5	9	16	24	24	18	12
	0	0	4	5	9	16	24	24	17	12
	-2.5	8	4	5	9	16	25	24	17	12
	-3.8	15	4	5	9	16	25	24	17	12
1500	+3.8	18	5	7	13	23	36	39	23	16
	+2.5	8	5	7	13	23	36	39	23	16
	0	0	5	8	13	24	37	39	22	16
	-2.5	8	5	8	14	24	37	39	22	16
	-3.8	18	5	8	14	24	38	39	22	16
2100	+3.8	18	7	10	16	30	40	46	27	18
	+2.5	8	7	10	16	30	40	46	27	18
	0	0	7	10	17	31	41	46	27	18
	-2.5	8	7	11	17	31	41	46	27	18
	-3.8	18	7	11	17	31	42	46	27	18
2700	+3.8	20	9	13	19	37	44	53	32	20
	+2.5	10	9	13	19	37	44	53	32	20
	0	0	9	13	20	38	45	53	31	20
	-2.5	10	10	13	21	38	45	53	31	20
	-3.8	20	10	14	21	38	46	53	31	20

Generated Noise (GN)

Length (mm)	Face Velocity (m/s)	Generated Noise (dB)							
		63 Hz	125 Hz	250 Hz	500 Hz	1000 Hz	2000 Hz	4000 Hz	8000 Hz
All Lengths	+3.8	37	20	22	30	30	25	16	10
	+2.5	28	20	15	23	22	15	10	10
	0	25	20	15	15	10	10	10	10
	-2.5	25	20	24	31	27	22	10	10
	-3.8	33	26	30	35	33	31	21	14

Generated Noise Corrections

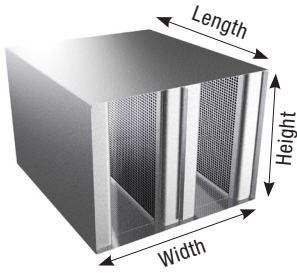
Silencer Face Area (Sqm)	0.05	0.09	0.19	0.37	0.74	1.49	2.97	5.95	11.89
dB Addition or Reduction	-9	-6	-3	0	+3	+6	+9	+12	+15

Performance Notes:

1. Data tables are derived from test data in conformance with ASTM E477-20.
2. "+" indicates performance data for forward flow (supply) applications.
3. "-" indicates performance data for reverse flow (return) applications.
4. Dynamic Insertion Loss is limited to 55 dB due to flanking.
5. For performance data specific to a configuration not cataloged, please use Price AIO Selection Software.
6. The performance data above is based on a 0.6 x 0.6 meter component.

RL/RM/RH

Rectangular Silencer



PERFORMANCE DATA

Width (mm): 600
Pressure Attenuation (PA) Code: F
Modules: 2
Geometry: L
Options: Film lined

Dynamic Insertion Loss (DIL)

Length (mm)	Face Velocity (m/s)	Pressure Drop (Pa)	Dynamic Insertion Loss (dB)							
			63 Hz	125 Hz	250 Hz	500 Hz	1000 Hz	2000 Hz	4000 Hz	8000 Hz
900	+3.8	95	7	10	15	27	35	42	29	17
	+2.5	43	7	11	16	28	36	42	29	17
	0	0	7	11	16	28	37	42	28	17
	-2.5	43	8	12	17	29	38	42	28	16
	-3.8	95	8	12	18	30	39	42	28	16
1500	+3.8	105	9	15	23	35	45	55	47	27
	+2.5	48	9	16	24	36	46	55	47	27
	0	0	9	17	25	37	47	55	46	26
	-2.5	48	10	18	27	38	49	55	46	25
	-3.8	105	10	18	27	39	49	55	46	25
2100	+3.8	110	13	19	26	37	45	55	52	32
	+2.5	50	13	20	27	38	46	55	51	31
	0	0	14	21	29	39	47	55	51	31
	-2.5	50	15	22	30	40	49	55	51	30
	-3.8	110	15	23	31	41	49	55	50	30
2700	+3.8	125	17	24	29	37	45	55	55	36
	+2.5	55	17	24	30	38	46	55	55	36
	0	0	19	26	32	39	47	55	55	35
	-2.5	55	20	27	34	40	49	55	55	35
	-3.8	125	20	28	35	41	49	55	55	34

Generated Noise (GN)

Length (mm)	Face Velocity (m/s)	Generated Noise (dB)							
		63 Hz	125 Hz	250 Hz	500 Hz	1000 Hz	2000 Hz	4000 Hz	8000 Hz
All Lengths	+3.8	54	38	39	43	43	43	39	32
	+2.5	44	24	29	35	35	33	25	18
	0	25	20	15	15	10	10	10	10
	-2.5	39	31	34	38	37	37	30	23
	-3.8	47	39	41	43	43	45	42	35

Generated Noise Corrections

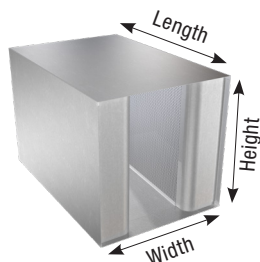
Silencer Face Area (Sqm)	0.05	0.09	0.19	0.37	0.74	1.49	2.97	5.95	11.89
dB Addition or Reduction	-9	-6	-3	0	+3	+6	+9	+12	+15

Performance Notes:

1. Data tables are derived from test data in conformance with ASTM E477-20.
2. "+" indicates performance data for forward flow (supply) applications.
3. "-" indicates performance data for reverse flow (return) applications.
4. Dynamic Insertion Loss is limited to 55 dB due to flanking.
5. For performance data specific to a configuration not cataloged, please use Price AIO Selection Software.
6. The performance data above is based on a 0.6 x 0.6 meter component.

RL/RM/RH

Rectangular Silencer



PERFORMANCE DATA

Width (mm): 600

Pressure Attenuation (PA) Code: B

Modules: 1

Geometry: L

Options: Film lined

Dynamic Insertion Loss (DIL)

Length (mm)	Face Velocity (m/s)	Pressure Drop (Pa)	Dynamic Insertion Loss (dB)							
			63 Hz	125 Hz	250 Hz	500 Hz	1000 Hz	2000 Hz	4000 Hz	8000 Hz
900	+3.8	15	5	6	8	14	12	13	10	8
	+2.5	5	5	6	9	14	12	13	10	8
	0	0	5	6	9	14	12	13	9	8
	-2.5	5	5	6	9	14	13	13	9	8
	-3.8	15	5	6	9	14	13	13	9	8
1500	+3.8	15	6	8	13	20	20	18	12	9
	+2.5	8	7	8	13	20	20	18	12	9
	0	0	7	9	13	20	20	18	12	9
	-2.5	8	7	9	14	20	21	18	12	9
	-3.8	15	7	9	14	21	21	18	12	9
2100	+3.8	15	8	11	17	26	28	24	14	10
	+2.5	8	8	11	17	26	28	24	14	10
	0	0	9	11	18	26	29	24	14	10
	-2.5	8	9	12	18	27	29	24	14	10
	-3.8	15	9	12	18	27	29	24	14	10
2700	+3.8	15	10	13	21	32	31	27	17	11
	+2.5	8	10	14	21	32	31	27	17	11
	0	0	10	14	22	33	32	27	16	11
	-2.5	8	11	14	23	33	32	27	16	11
	-3.8	15	11	15	23	33	33	27	16	11

Generated Noise (GN)

Length (mm)	Face Velocity (m/s)	Generated Noise (dB)							
		63 Hz	125 Hz	250 Hz	500 Hz	1000 Hz	2000 Hz	4000 Hz	8000 Hz
All Lengths	+3.8	37	20	22	30	30	25	16	10
	+2.5	28	20	15	23	22	15	10	10
	0	25	20	15	15	10	10	10	10
	-2.5	25	20	24	31	27	22	10	10
	-3.8	33	26	30	35	33	31	21	14

Generated Noise Corrections

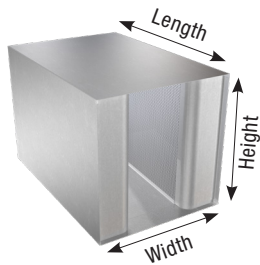
Silencer Face Area (Sqrm)	0.05	0.09	0.19	0.37	0.74	1.49	2.97	5.95	11.89
dB Addition or Reduction	-9	-6	-3	0	+3	+6	+9	+12	+15

Performance Notes:

1. Data tables are derived from test data in conformance with ASTM E477-20.
2. "+" indicates performance data for forward flow (supply) applications.
3. "-" indicates performance data for reverse flow (return) applications.
4. Dynamic Insertion Loss is limited to 55 dB due to flanking.
5. For performance data specific to a configuration not cataloged, please use Price AIO Selection Software.
6. The performance data above is based on a 0.6 x 0.6 meter component.

RL/RM/RH

Rectangular Silencer



PERFORMANCE DATA

Width (mm): 600

Pressure Attenuation (PA) Code: F

Modules: 1

Geometry: L

Options: Film Lined

Dynamic Insertion Loss (DIL)

Length (mm)	Face Velocity (m/s)	Pressure Drop (Pa)	Dynamic Insertion Loss (dB)							
			63 Hz	125 Hz	250 Hz	500 Hz	1000 Hz	2000 Hz	4000 Hz	8000 Hz
900	+3.8	80	6	10	14	21	24	25	19	12
	+2.5	35	7	10	15	21	24	25	19	12
	0	0	7	10	16	21	25	25	18	12
	-2.5	35	7	11	17	22	25	25	18	11
	-3.8	80	8	11	17	22	26	25	18	11
1500	+3.8	88	10	15	21	31	37	42	23	13
	+2.5	38	11	16	22	32	38	42	22	13
	0	0	11	17	23	33	39	42	22	13
	-2.5	38	12	18	24	34	40	42	22	13
	-3.8	88	12	18	25	34	40	42	22	12
2100	+3.8	95	15	20	28	35	41	50	27	16
	+2.5	43	15	21	29	35	42	50	27	16
	0	0	16	22	30	36	43	50	26	15
	-2.5	43	17	23	32	37	44	50	26	15
	-3.8	95	18	24	33	38	45	50	26	15
2700	+3.8	100	19	25	35	37	45	55	31	18
	+2.5	45	20	26	36	38	46	55	31	18
	0	0	21	27	38	39	47	55	30	17
	-2.5	45	22	29	40	40	49	55	30	17
	-3.8	100	23	30	41	41	49	55	30	17

Generated Noise (GN)

Length (mm)	Face Velocity (m/s)	Generated Noise (dB)							
		63 Hz	125 Hz	250 Hz	500 Hz	1000 Hz	2000 Hz	4000 Hz	8000 Hz
All Lengths	+3.8	54	38	39	43	43	43	39	32
	+2.5	44	24	29	35	35	33	25	18
	0	25	20	15	15	10	10	10	10
	-2.5	39	31	34	38	37	37	30	23
	-3.8	47	39	41	43	43	45	42	35

Generated Noise Corrections

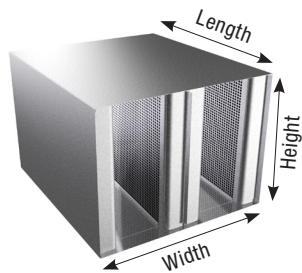
Silencer Face Area (Sqrm)	0.05	0.09	0.19	0.37	0.74	1.49	2.97	5.95	11.89
dB Addition or Reduction	-9	-6	-3	0	+3	+6	+9	+12	+15

Performance Notes:

1. Data tables are derived from test data in conformance with ASTM E477-20.
2. "+" indicates performance data for forward flow (supply) applications.
3. "-" indicates performance data for reverse flow (return) applications.
4. Dynamic Insertion Loss is limited to 55 dB due to flanking.
5. For performance data specific to a configuration not cataloged, please use Price AIO Selection Software.
6. The performance data above is based on a 0.6 x 0.6 meter component.

RL/RM/RH

Rectangular Silencer



PERFORMANCE DATA

Width (mm): 600

Pressure Attenuation (PA) Code: B

Modules: 2

Geometry: M

Options: Film Lined

Dynamic Insertion Loss (DIL)

Length (mm)	Face Velocity (m/s)	Pressure Drop (Pa)	Dynamic Insertion Loss (dB)							
			63 Hz	125 Hz	250 Hz	500 Hz	1000 Hz	2000 Hz	4000 Hz	8000 Hz
900	+6.4	25	3	4	7	15	22	22	15	12
	+3.8	10	3	4	7	15	22	22	15	12
	0	0	3	4	7	15	23	22	15	12
	-3.8	10	3	4	8	16	23	22	15	12
	-6.4	25	3	4	8	16	23	22	15	12
1500	+6.4	28	4	6	10	21	28	32	20	14
	+3.8	10	4	6	10	22	29	32	20	14
	0	0	5	6	11	22	29	32	20	14
	-3.8	10	5	6	11	23	30	32	20	14
	-6.4	28	5	7	12	23	30	32	20	14
2100	+6.4	28	6	8	13	28	35	42	25	16
	+3.8	10	6	8	14	29	35	42	25	16
	0	0	6	8	14	29	36	42	25	16
	-3.8	10	7	9	15	30	37	42	25	16
	-6.4	28	7	9	15	30	38	42	24	16
2700	+6.4	35	8	10	17	35	41	51	30	19
	+3.8	13	8	10	17	35	42	51	29	18
	0	0	8	10	18	36	43	51	29	18
	-3.8	13	9	11	19	37	44	51	29	18
	-6.4	35	9	11	19	38	45	51	29	18

Generated Noise (GN)

Length (mm)	Face Velocity (m/s)	Generated Noise (dB)							
		63 Hz	125 Hz	250 Hz	500 Hz	1000 Hz	2000 Hz	4000 Hz	8000 Hz
All Lengths	+6.4	45	31	23	34	35	31	26	22
	+3.8	31	20	15	21	26	18	10	10
	0	25	20	15	15	10	10	10	10
	-3.8	25	20	15	23	30	23	18	10
	-6.4	38	20	19	33	38	37	35	26

Generated Noise Corrections

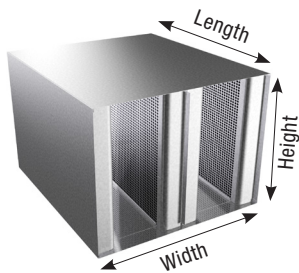
Silencer Face Area (Sqm)	0.05	0.09	0.19	0.37	0.74	1.49	2.97	5.95	11.89
dB Addition or Reduction	-9	-6	-3	0	+3	+6	+9	+12	+15

Performance Notes:

1. Data tables are derived from test data in conformance with ASTM E477-20.
2. "+" indicates performance data for forward flow (supply) applications.
3. "-" indicates performance data for reverse flow (return) applications.
4. Dynamic Insertion Loss is limited to 55 dB due to flanking.
5. For performance data specific to a configuration not cataloged, please use Price AIO Selection Software.
6. The performance data above is based on a 0.6 x 0.6 meter component.

RL/RM/RH

Rectangular Silencer



PERFORMANCE DATA

Width (mm): 600

Pressure Attenuation (PA) Code: F

Modules: 2

Geometry: M

Options: Film Lined

Dynamic Insertion Loss (DIL)

Length (mm)	Face Velocity (m/s)	Pressure Drop (Pa)	Dynamic Insertion Loss (dB)							
			63 Hz	125 Hz	250 Hz	500 Hz	1000 Hz	2000 Hz	4000 Hz	8000 Hz
900	+6.4	165	4	7	11	20	30	41	26	17
	+3.8	60	5	7	11	21	31	41	26	16
	0	0	5	8	12	21	32	41	26	16
	-3.8	60	5	8	13	22	34	41	26	15
	-6.4	165	6	9	14	23	35	41	25	15
1500	+6.4	162	8	11	15	30	41	55	35	21
	+3.8	58	9	11	16	31	43	55	35	20
	0	0	9	12	18	32	45	55	34	19
	-3.8	58	10	13	19	33	47	55	34	18
	-6.4	162	11	14	20	34	48	55	34	18
2100	+6.4	162	12	16	19	33	43	55	45	26
	+3.8	58	13	17	20	34	44	55	45	25
	0	0	14	18	22	35	46	55	44	24
	-3.8	58	15	20	24	37	48	55	43	23
	-6.4	162	16	21	26	38	49	55	43	22
2700	+6.4	212	16	21	23	36	44	55	55	32
	+3.8	78	17	22	24	37	45	55	54	31
	0	0	19	24	27	39	47	55	53	29
	-3.8	78	20	26	29	41	49	55	53	28
	-6.4	212	21	27	31	42	51	55	52	27

Generated Noise (GN)

Length (mm)	Face Velocity (m/s)	Generated Noise (dB)							
		63 Hz	125 Hz	250 Hz	500 Hz	1000 Hz	2000 Hz	4000 Hz	8000 Hz
All Lengths	+6.4	65	55	51	51	48	49	50	46
	+3.8	50	38	30	38	38	36	32	28
	0	25	20	15	15	10	10	10	10
	-3.8	44	21	24	37	41	41	41	32
	-6.4	59	36	39	47	50	55	58	51

Generated Noise Corrections

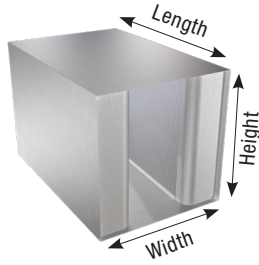
Silencer Face Area (Sqm)	0.05	0.09	0.19	0.37	0.74	1.49	2.97	5.95	11.89
dB Addition or Reduction	-9	-6	-3	0	+3	+6	+9	+12	+15

Performance Notes:

1. Data tables are derived from test data in conformance with ASTM E477-20.
2. "+" indicates performance data for forward flow (supply) applications.
3. "-" indicates performance data for reverse flow (return) applications.
4. Dynamic Insertion Loss is limited to 55 dB due to flanking.
5. For performance data specific to a configuration not cataloged, please use Price AIO Selection Software.
6. The performance data above is based on a 0.6 x 0.6 meter component.

RL/RM/RH

Rectangular Silencer



PERFORMANCE DATA

Width (mm): 600

Pressure Attenuation (PA) Code: B

Modules: 1

Geometry: M

Options: Film Lined

Dynamic Insertion Loss (DIL)

Length (mm)	Face Velocity (m/s)	Pressure Drop (Pa)	Dynamic Insertion Loss (dB)							
			63 Hz	125 Hz	250 Hz	500 Hz	1000 Hz	2000 Hz	4000 Hz	8000 Hz
900	+6.4	25	4	5	7	13	12	13	9	6
	+3.8	10	4	5	7	13	12	13	9	6
	0	0	4	5	7	13	12	13	9	6
	-3.8	10	4	5	8	13	13	13	9	6
	-6.4	25	4	5	8	14	13	13	9	6
1500	+6.4	25	5	7	11	19	19	17	11	8
	+3.8	10	5	7	11	19	19	17	11	8
	0	0	5	7	11	19	20	17	11	8
	-3.8	10	6	8	12	20	20	17	11	7
	-6.4	25	6	8	12	20	20	17	11	7
2100	+6.4	25	7	9	14	25	26	21	13	9
	+3.8	10	7	9	15	25	26	21	13	9
	0	0	7	9	15	26	27	21	12	9
	-3.8	10	7	10	16	26	27	21	12	9
	-6.4	25	8	10	17	27	28	21	12	9
2700	+6.4	30	9	11	17	32	28	26	16	11
	+3.8	10	9	12	18	32	29	26	16	11
	0	0	9	12	19	33	30	26	15	11
	-3.8	10	10	13	20	33	30	26	15	11
	-6.4	30	10	13	20	34	31	26	15	11

Generated Noise (GN)

Length (mm)	Face Velocity (m/s)	Generated Noise (dB)							
		63 Hz	125 Hz	250 Hz	500 Hz	1000 Hz	2000 Hz	4000 Hz	8000 Hz
All Lengths	+6.4	45	31	23	34	35	31	26	22
	+3.8	31	20	15	21	26	18	10	10
	0	25	20	15	15	10	10	10	10
	-3.8	25	20	15	23	30	23	18	10
	-6.4	38	20	19	33	38	37	35	26

Generated Noise Corrections

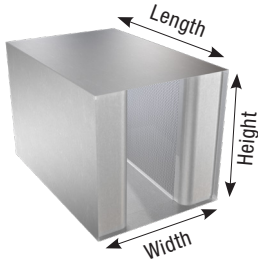
Silencer Face Area (Sqm)	0.05	0.09	0.19	0.37	0.74	1.49	2.97	5.95	11.89
dB Addition or Reduction	-9	-6	-3	0	+3	+6	+9	+12	+15

Performance Notes:

1. Data tables are derived from test data in conformance with ASTM E477-20.
2. "+" indicates performance data for forward flow (supply) applications.
3. "-" indicates performance data for reverse flow (return) applications.
4. Dynamic Insertion Loss is limited to 55 dB due to flanking.
5. For performance data specific to a configuration not cataloged, please use Price AIO Selection Software.
6. The performance data above is based on a 0.6 x 0.6 meter component.

RL/RM/RH

Rectangular Silencer



PERFORMANCE DATA

Width (in.): 24
Pressure Attenuation (PA) Code: F
Modules: 1
Geometry: M
Options: Film Lined

Dynamic Insertion Loss (DIL)

Length (mm)	Face Velocity (m/s)	Pressure Drop (Pa)	Dynamic Insertion Loss (dB)							
			63 Hz	125 Hz	250 Hz	500 Hz	1000 Hz	2000 Hz	4000 Hz	8000 Hz
900	+6.4	127	5	8	12	20	21	23	17	11
	+3.8	45	5	8	12	21	21	23	17	11
	0	0	6	9	13	21	22	23	16	10
	-3.8	45	6	10	15	22	23	23	16	10
	-6.4	127	7	10	15	23	24	23	16	10
1500	+6.4	165	8	13	19	30	35	37	21	13
	+3.8	60	9	14	20	31	36	37	20	13
	0	0	9	15	21	33	38	37	20	13
	-3.8	60	10	16	23	34	40	37	20	12
	-6.4	165	11	17	25	35	41	37	20	12
2100	+6.4	165	12	18	24	33	39	47	25	15
	+3.8	60	13	19	25	34	41	47	25	15
	0	0	14	20	28	36	43	47	25	14
	-3.8	60	15	22	30	37	44	47	24	13
	-6.4	165	16	23	32	38	46	47	24	13
2700	+6.4	197	17	22	29	36	44	55	30	17
	+3.8	70	18	24	31	37	45	55	29	16
	0	0	19	26	34	39	47	55	29	15
	-3.8	70	21	28	37	41	49	55	28	15
	-6.4	197	22	30	39	42	51	55	28	14

Generated Noise (GN)

Length (mm)	Face Velocity (m/s)	Generated Noise (dB)							
		63 Hz	125 Hz	250 Hz	500 Hz	1000 Hz	2000 Hz	4000 Hz	8000 Hz
All Lengths	+6.4	65	55	51	51	48	49	50	46
	+3.8	50	38	30	38	38	36	32	28
	0	25	20	15	15	10	10	10	10
	-3.8	44	21	24	37	41	41	41	32
	-6.4	59	36	39	47	50	55	58	51

Generated Noise Corrections

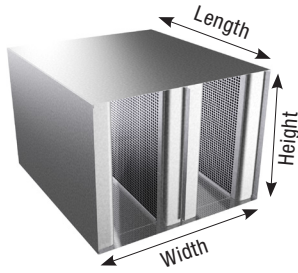
Silencer Face Area (Sqrm)	0.05	0.09	0.19	0.37	0.74	1.49	2.97	5.95	11.89
dB Addition or Reduction	-9	-6	-3	0	+3	+6	+9	+12	+15

Performance Notes:

1. Data tables are derived from test data in conformance with ASTM E477-20.
2. "+" indicates performance data for forward flow (supply) applications.
3. "-" indicates performance data for reverse flow (return) applications.
4. Dynamic Insertion Loss is limited to 55 dB due to flanking.
5. For performance data specific to a configuration not cataloged, please use Price AIO Selection Software.
6. The performance data above is based on a 0.6 x 0.6 meter component.

RL/RM/RH

Rectangular Silencer



PERFORMANCE DATA

Width (mm): 600

Pressure Attenuation (PA) Code: B

Modules: 2

Geometry: H

Options: Film Lined

Dynamic Insertion Loss (DIL)

Length (mm)	Face Velocity (m/s)	Pressure Drop (Pa)	Dynamic Insertion Loss (dB)							
			63 Hz	125 Hz	250 Hz	500 Hz	1000 Hz	2000 Hz	4000 Hz	8000 Hz
900	+10.2	43	3	3	6	12	19	22	14	10
	+5.1	10	3	3	6	12	19	22	14	10
	0	0	3	3	6	12	20	22	14	10
	-5.1	10	3	3	7	13	20	22	14	10
	-10.2	43	3	3	7	13	20	22	14	10
1500	+10.2	45	4	5	8	17	26	28	16	11
	+5.1	13	5	5	8	17	27	28	16	11
	0	0	5	5	9	18	27	28	16	11
	-5.1	13	5	5	9	18	28	28	16	11
	-10.2	45	5	5	9	18	28	28	16	11
2100	+10.2	50	6	6	10	22	34	33	19	12
	+5.1	13	6	7	11	22	35	33	19	12
	0	0	7	7	11	23	35	33	19	12
	-5.1	13	7	7	11	23	36	33	19	11
	-10.2	50	7	7	12	24	37	33	18	11
2700	+10.2	55	8	8	12	27	42	39	21	13
	+5.1	13	8	8	13	27	42	39	21	13
	0	0	8	9	13	28	43	39	21	12
	-5.1	13	9	9	14	28	44	39	21	12
	-10.2	55	9	9	14	29	45	39	21	12

Generated Noise (GN)

Length (mm)	Face Velocity (m/s)	Generated Noise (dB)							
		63 Hz	125 Hz	250 Hz	500 Hz	1000 Hz	2000 Hz	4000 Hz	8000 Hz
All Lengths	+10.2	50	36	32	31	38	38	38	34
	+5.1	30	20	15	15	25	21	17	14
	0	25	20	15	15	10	10	10	10
	-5.1	34	20	15	15	27	31	29	25
	-10.2	51	37	33	36	43	47	48	44

Generated Noise Corrections

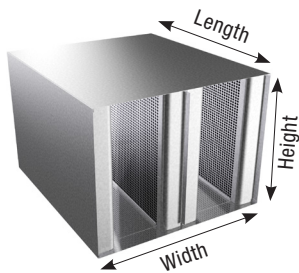
Silencer Face Area (Sqm)	0.05	0.09	0.19	0.37	0.74	1.49	2.97	5.95	11.89
dB Addition or Reduction	-9	-6	-3	0	+3	+6	+9	+12	+15

Performance Notes:

1. Data tables are derived from test data in conformance with ASTM E477-20.
2. "+" indicates performance data for forward flow (supply) applications.
3. "-" indicates performance data for reverse flow (return) applications.
4. Dynamic Insertion Loss is limited to 55 dB due to flanking.
5. For performance data specific to a configuration not cataloged, please use Price AIO Selection Software.
6. The performance data above is based on a 0.6 x 0.6 meter component.

RL/RM/RH

Rectangular Silencer



PERFORMANCE DATA

Width (mm): 600

Pressure Attenuation (PA) Code: F

Modules: 2

Geometry: H

Options: Film Lined

Dynamic Insertion Loss (DIL)

Length (mm)	Face Velocity (m/s)	Pressure Drop (Pa)	Dynamic Insertion Loss (dB)							
			63 Hz	125 Hz	250 Hz	500 Hz	1000 Hz	2000 Hz	4000 Hz	8000 Hz
900	+10.2	170	5	6	9	19	26	32	22	14
	+5.1	43	5	7	10	19	26	32	22	14
	0	0	5	7	10	19	27	32	22	14
	-5.1	43	5	7	11	20	27	32	22	14
	-10.2	170	5	7	11	20	28	32	22	13
1500	+10.2	172	6	9	14	26	39	44	31	18
	+5.1	43	7	9	15	26	40	44	31	17
	0	0	7	9	15	27	40	44	30	17
	-5.1	43	7	10	16	28	41	44	30	17
	-10.2	172	7	10	17	28	42	44	30	16
2100	+10.2	205	8	11	18	33	42	53	36	21
	+5.1	50	8	11	19	34	43	53	36	21
	0	0	9	12	20	35	44	53	35	20
	-5.1	50	9	12	21	36	45	53	35	20
	-10.2	205	10	13	21	36	46	53	35	19
2700	+10.2	222	10	13	22	37	45	55	41	24
	+5.1	55	10	13	23	38	46	55	41	24
	0	0	11	14	24	39	47	55	40	23
	-5.1	55	11	15	25	40	48	55	40	23
	-10.2	222	12	15	26	41	49	55	40	22

Generated Noise (GN)

Length (mm)	Face Velocity (m/s)	Generated Noise (dB)							
		63 Hz	125 Hz	250 Hz	500 Hz	1000 Hz	2000 Hz	4000 Hz	8000 Hz
All Lengths	+10.2	69	58	56	52	50	55	58	54
	+5.1	50	36	32	31	38	38	38	34
	0	25	20	15	15	10	10	10	10
	-5.1	51	37	33	36	43	47	48	44
	-10.2	69	58	58	58	59	63	68	62

Generated Noise Corrections

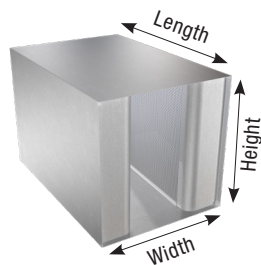
Silencer Face Area (Sqm)	0.05	0.09	0.19	0.37	0.74	1.49	2.97	5.95	11.89
dB Addition or Reduction	-9	-6	-3	0	+3	+6	+9	+12	+15

Performance Notes:

1. Data tables are derived from test data in conformance with ASTM E477-20.
2. "+" indicates performance data for forward flow (supply) applications.
3. "-" indicates performance data for reverse flow (return) applications.
4. Dynamic Insertion Loss is limited to 55 dB due to flanking.
5. For performance data specific to a configuration not cataloged, please use Price AIO Selection Software.
6. The performance data above is based on a 0.6 x 0.6 meter component.

RL/RM/RH

Rectangular Silencer



PERFORMANCE DATA

Width (mm): 600

Pressure Attenuation (PA) Code: B

Modules: 1

Geometry: H

Options: Film Lined

Dynamic Insertion Loss (DIL)

Length (mm)	Face Velocity (m/s)	Pressure Drop (Pa)	Dynamic Insertion Loss (dB)							
			63 Hz	125 Hz	250 Hz	500 Hz	1000 Hz	2000 Hz	4000 Hz	8000 Hz
900	+10.2	40	3	4	6	11	10	10	8	5
	+5.1	10	3	4	6	11	10	10	8	5
	0	0	3	4	6	11	11	10	7	5
	-5.1	10	3	4	7	11	11	10	7	5
	-10.2	40	3	4	7	11	11	10	7	5
1500	+10.2	43	4	5	9	16	14	13	9	6
	+5.1	10	4	6	9	16	15	13	9	6
	0	0	5	6	9	16	15	13	9	6
	-5.1	10	5	6	10	16	15	13	9	6
	-10.2	43	5	6	10	17	15	13	9	5
2100	+10.2	43	6	7	12	20	18	16	10	7
	+5.1	10	6	7	12	21	19	16	10	7
	0	0	6	8	12	21	19	16	10	7
	-5.1	10	7	8	13	22	19	16	10	6
	-10.2	43	7	8	13	22	20	16	10	6
2700	+10.2	45	8	9	14	25	22	19	12	8
	+5.1	10	8	9	15	26	23	19	12	8
	0	0	8	9	15	26	23	19	12	7
	-5.1	10	8	10	16	27	24	19	12	7
	-10.2	45	9	10	17	27	24	19	12	7

Generated Noise (GN)

Length (mm)	Face Velocity (m/s)	Generated Noise (dB)							
		63 Hz	125 Hz	250 Hz	500 Hz	1000 Hz	2000 Hz	4000 Hz	8000 Hz
All Lengths	+10.2	50	36	32	31	38	38	38	34
	+5.1	30	20	15	15	25	21	17	14
	0	25	20	15	15	10	10	10	10
	-5.1	34	20	15	15	27	31	29	25
	-10.2	51	37	33	36	43	47	48	44

Generated Noise Corrections

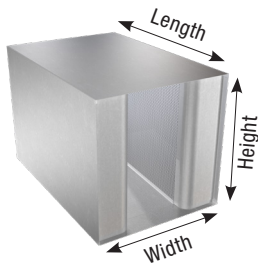
Silencer Face Area (Sqrm)	0.05	0.09	0.19	0.37	0.74	1.49	2.97	5.95	11.89
dB Addition or Reduction	-9	-6	-3	0	+3	+6	+9	+12	+15

Performance Notes:

1. Data tables are derived from test data in conformance with ASTM E477-20.
2. "+" indicates performance data for forward flow (supply) applications.
3. "-" indicates performance data for reverse flow (return) applications.
4. Dynamic Insertion Loss is limited to 55 dB due to flanking.
5. For performance data specific to a configuration not cataloged, please use Price AIO Selection Software.
6. The performance data above is based on a 0.6 x 0.6 meter component.

RL/RM/RH

Rectangular Silencer



PERFORMANCE DATA

Width (mm): 600
Pressure Attenuation (PA) Code: F
Modules: 1
Geometry: H
Options: Film Lined

Dynamic Insertion Loss (DIL)

Length (mm)	Face Velocity (m/s)	Pressure Drop (Pa)	Dynamic Insertion Loss (dB)							
			63 Hz	125 Hz	250 Hz	500 Hz	1000 Hz	2000 Hz	4000 Hz	8000 Hz
900	+10.2	200	5	7	11	17	18	19	15	11
	+5.1	50	5	7	12	17	19	19	15	11
	0	0	5	7	12	17	19	19	15	11
	-5.1	50	6	8	13	18	20	19	15	11
	-10.2	200	6	8	13	18	20	19	15	11
1500	+10.2	197	7	11	16	23	28	28	18	12
	+5.1	50	7	11	17	24	29	28	18	12
	0	0	7	12	18	25	29	28	18	12
	-5.1	50	8	12	19	25	30	28	18	11
	-10.2	197	8	13	20	26	31	28	18	11
2100	+10.2	197	9	15	22	30	36	36	21	13
	+5.1	50	9	15	23	31	37	36	21	13
	0	0	9	16	24	32	38	36	20	12
	-5.1	50	10	17	25	32	39	36	20	12
	-10.2	197	10	17	26	33	40	36	20	12
2700	+10.2	192	10	19	27	37	45	45	23	14
	+5.1	48	11	19	28	38	46	45	23	13
	0	0	11	20	30	39	47	45	23	13
	-5.1	48	12	21	31	40	48	45	23	13
	-10.2	192	12	22	32	41	49	45	23	12

Generated Noise (GN)

Length (mm)	Face Velocity (f/s)	Generated Noise (dB)							
		63 Hz	125 Hz	250 Hz	500 Hz	1000 Hz	2000 Hz	4000 Hz	8000 Hz
All Lengths	+10.2	69	58	56	52	50	55	58	54
	+5.1	50	36	32	31	38	38	38	34
	0	25	20	15	15	10	10	10	10
	-5.1	51	37	33	36	43	47	48	44
	-10.2	69	58	58	58	59	63	68	62

Generated Noise Corrections

Silencer Face Area (Sqm)	0.05	0.09	0.19	0.37	0.74	1.49	2.97	5.95	11.89
dB Addition or Reduction	-9	-6	-3	0	+3	+6	+9	+12	+15

Performance Notes:

1. Data tables are derived from test data in conformance with ASTM E477-20.
2. "+" indicates performance data for forward flow (supply) applications.
3. "-" indicates performance data for reverse flow (return) applications.
4. Dynamic Insertion Loss is limited to 55 dB due to flanking.
5. For performance data specific to a configuration not cataloged, please use Price AIO Selection Software.
6. The performance data above is based on a 0.6 x 0.6 meter component.